

# MR16-GU10 9W



**OUTPUT RANGE: VIVID SERIES** 465 - 490 lumen

**OUTPUT RANGE: BRILLIANT SERIES** 560 - 590 lumen

**BEAM ANGLE RANGE** 25°, 36°, 60°

**COLOR TEMPERATURE RANGE** 2700K, 3000K

**APPLICATION** Not suitable for enclosed, lensed, baffled, or deeply recessed fixtures. Halogen replacement for indoor applications.



120V



GU10



DIM



## POINT SOURCE OPTICS

Exceptional beam control with smooth uniform beams  
Single light source, single crisp shadow

## VP<sub>3</sub> VIVID COLOR & VP<sub>3</sub> NATURAL WHITE

VIVID series provides accurate color rendering across the visible spectrum from 400nm to 700nm, with CRI/95, R9/95, Rf/90, Rg/100

Whiteness rendering matches or exceeds that of halogen and incandescent sources at 2700K and 3000K

## ENERGY EFFICIENCY & LONG LIFE

85% more energy efficient than standard halogen lamps

Typical payback of one year or less

Rated lifetime to L70: 35,000hrs

Warranty: 3yrs or 25,000hrs whichever comes first

Detailed warranty information available at [sora.com/resources/legal](http://sora.com/resources/legal)

## CERTIFICATIONS

UL/CUL, FCC Title 47 Part 15B, RoHS



**RoHS**

## HIGHLY COMPATIBLE

Geometrically compatible with standard fixtures and suitable for damp locations

Not suitable for enclosed, lensed, baffled, or deeply recessed fixtures

Suitable for damp locations

Works with trailing edge and leading edge phase cut dimmers (see [www.sora.com/resources](http://www.sora.com/resources))

## INTENDED USE AND APPLICATIONS

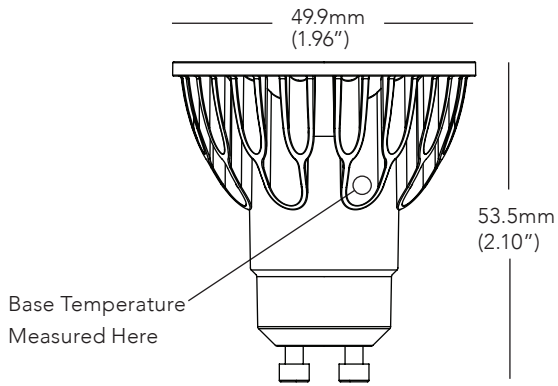
Intended for use in GU10 compatible recessed downlights, track lighting and other indoor applications

Soraa lamps are designed to safely turn down in high temperature environments to protect LED and components. This lamp should not be used in fully enclosed or lensed fixtures

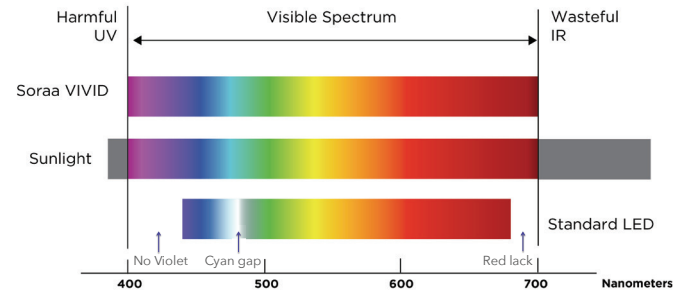
## GENERAL SPECIFICATIONS

Form Factor	Operating Temperature	Electrical	Dimming and Flicker
Width: 49.9mm (1.96")	Minimum: -40°C (ambient)	Wattage: 9W	Dimmable to <20%
Height: 53.5mm (2.10")	Typical: 90°C - 95°C (base)	Power factor: 0.93	Flicker Index: <0.12
Weight: 61g	Maximum: 100°C (base)	Voltage: 120V +/- 12V	Percent Flicker: 40%
		Frequency: 50/60Hz	

## DIMENSIONS

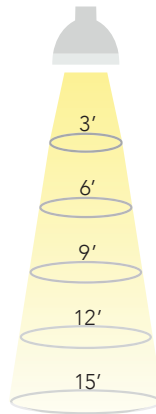


## COLOR RENDERING



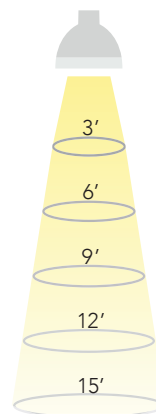
## 25 DEGREE BEAM

Beam Dia at 50% CBCP (ft)	Field Dia at 10% CBCP (ft)	Foot-candles (% of CBCP)
1.3	2.1	11.1%
2.7	4.1	2.8%
4.0	6.2	1.2%
5.3	8.3	0.7%
6.7	10.3	0.4%



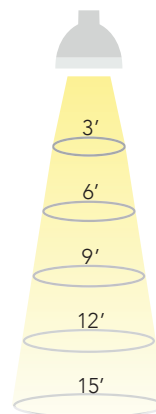
## 36 DEGREE BEAM

Beam Dia at 50% CBCP (ft)	Field Dia at 10% CBCP (ft)	Foot-candles (% of CBCP)
1.9	3.1	11.1%
3.9	6.1	2.8%
5.8	9.2	1.2%
7.8	12.2	0.7%
9.7	15.3	0.4%



## 60 DEGREE BEAM

Beam Dia at 50% CBCP (ft)	Field Dia at 10% CBCP (ft)	Foot-candles (% of CBCP)
3.5	5.4	11.1%
6.9	10.8	2.8%
10.4	16.2	1.2%
13.9	21.6	0.7%
17.3	27.0	0.4%



Note: Footcandles may be calculated by multiplying the CBCP of the desired model number by the percentage in the tables above

## SPECIFICATIONS BY MODEL NUMBER\* SORAA LED MR16-GU10 9W

Model #	Product Code	CCT (K)	Beam Angle	Field Angle	CBCP (Cd)	Halogen Equivalent	Total Flux (Lm)	Efficacy (Lm/W)	McA	SNAP
<b>VIVID SERIES</b>										
SM16GA-09-25D-927-03	02489	2700	25	38	2570	65	465	52	3	-
SM16GA-09-36D-927-03	02497	2700	36	54	1210	65	465	52	3	-
SM16GA-09-60D-927-03	02505	2700	60	84	470	65	465	52	3	-
SM16GA-09-25D-930-03	02493	3000	25	38	2700	65	490	54	3	-
SM16GA-09-36D-930-03	02501	3000	36	54	1280	65	490	54	3	-
SM16GA-09-60D-930-03	02509	3000	60	84	500	65	490	54	3	-
<b>BRILLIANT SERIES</b>										
SM16GA-09-25D-827-03	02487	2700	25	38	3090	75	560	62	3	-
SM16GA-09-36D-827-03	02495	2700	36	54	1460	75	560	62	3	-
SM16GA-09-60D-827-03	02503	2700	60	84	570	75	560	62	3	-
SM16GA-09-25D-830-03	02491	3000	25	38	3260	75	590	66	3	-
SM16GA-09-36D-830-03	02499	3000	36	54	1540	75	590	66	3	-
SM16GA-09-60D-830-03	02507	3000	60	84	600	75	590	66	3	-

**CCT:** Correlated Color Temperature **McA:** White Point Accuracy in McA step **SNAP:** SORAA SNAP System Compatible

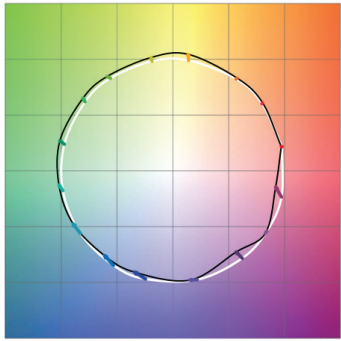
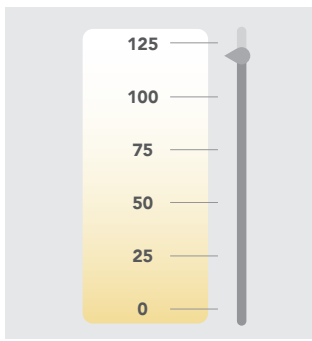
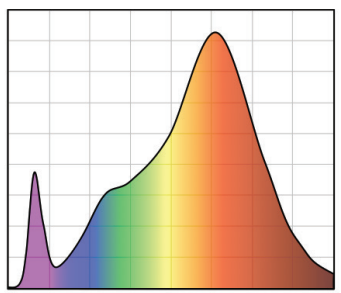
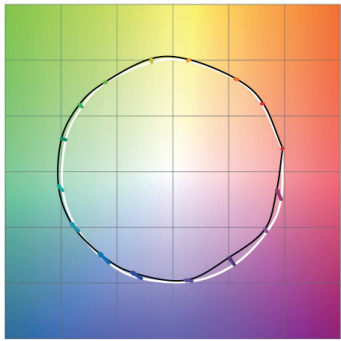
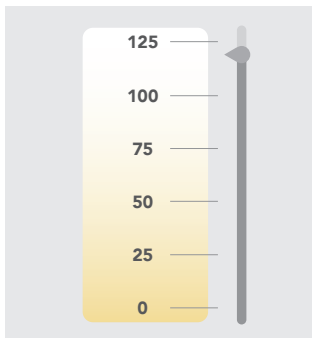
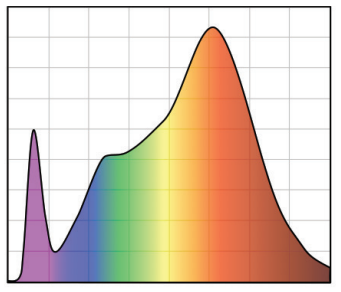
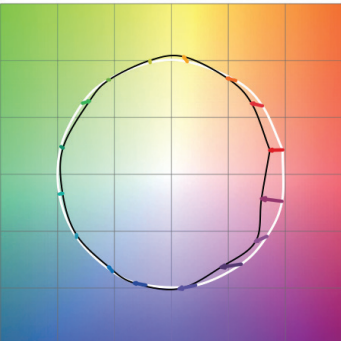
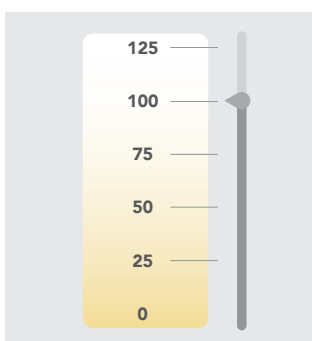
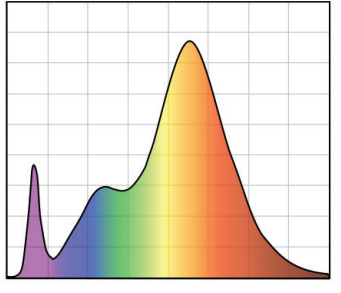
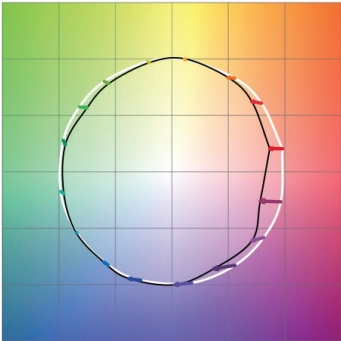
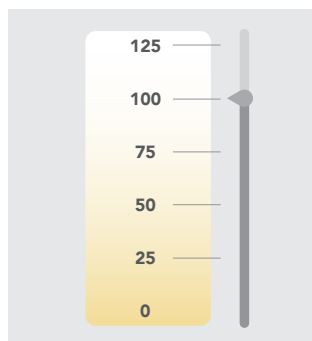
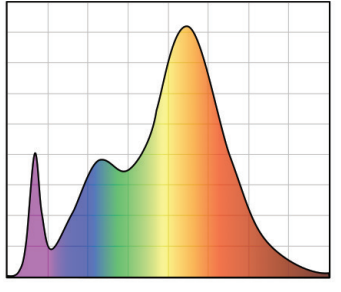
\*Specifications are at stable warm operating conditions (25°C ambient)

**SERIES/CCT**

**COLOR ACCURACY**

**WHITENESS INDEX**

**SPECTRAL POWER DISTRIBUTION**

<p><b>VIVID 2700K</b></p>	 <p><b>Rf: 90, Rg: 100, Rfh1: 95</b></p>	 <p><b>Rw: 120</b></p>	 <p><b>Wavelength (nm)</b> 380 780</p> <p><b>CRI: 95, R9: 95</b></p>
<p><b>VIVID 3000K</b></p>	 <p><b>Rf: 90, Rg: 100, Rfh1: 95</b></p>	 <p><b>Rw: 120</b></p>	 <p><b>Wavelength (nm)</b> 380 780</p> <p><b>CRI: 95, R9: 95</b></p>
<p><b>BRILLIANT 2700K</b></p>	 <p><b>Rf: 85, Rg: 92, Rfh1: 77</b></p>	 <p><b>Rw: 100</b></p>	 <p><b>Wavelength (nm)</b> 380 780</p> <p><b>CRI: 85, R9: &gt;0</b></p>
<p><b>BRILLIANT 3000K</b></p>	 <p><b>Rf: 85, Rg: 92, Rfh1: 77</b></p>	 <p><b>Rw: 100</b></p>	 <p><b>Wavelength (nm)</b> 380 780</p> <p><b>CRI: 85, R9: &gt;0</b></p>

Rf: TM-30 metric measuring color fidelity (whether colors are similar to those under natural light). Rf is a more accurate version of the CRI Ra. Rf is 100 for natural light.  
 Rg: TM-30 metric measuring color gamut (whether colors are more saturated than under natural light). Rg is 100 for natural light.  
 Rfh1: TM-30 metric measuring color fidelity for red tones. Rfh1 is a more accurate version of the CRI R9. Rfh1 is 100 for natural light.  
 Rw: Soraa-developed metric to measure white fidelity. Rw measures the magnitude of excitation of whitening agents within whites. Rw is about 100 for natural light.